

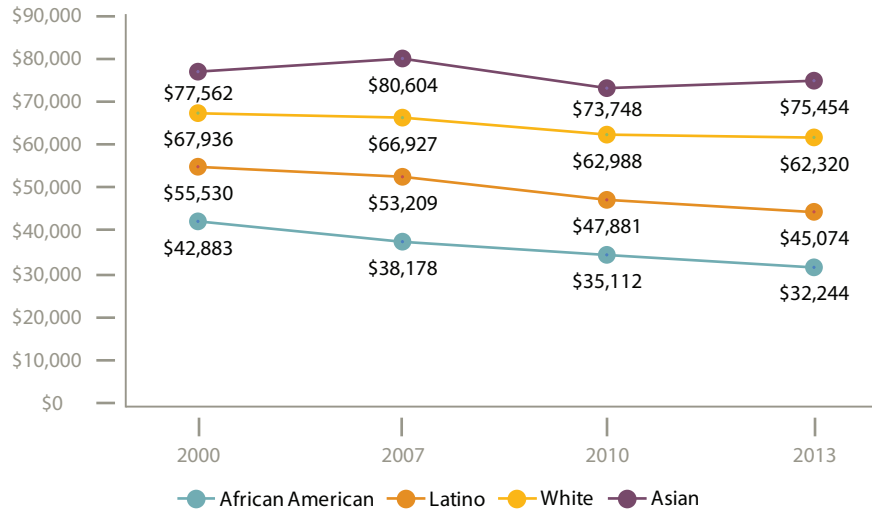


UNLOCKING OPPORTUNITIES

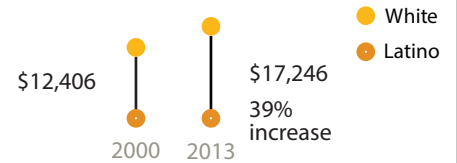
SUMMIT 2015

RACIAL/ETHNIC DISPARITIES CONTINUE, WIDENING INCOME GAP (ADJUSTED TO 2013 DOLLARS)

Median Household Income, by Race/Ethnicity, Illinois: 2000, 2010, and 2013 (Adjusted to 2013 Dollars)



Median Household (HH) Income Gap

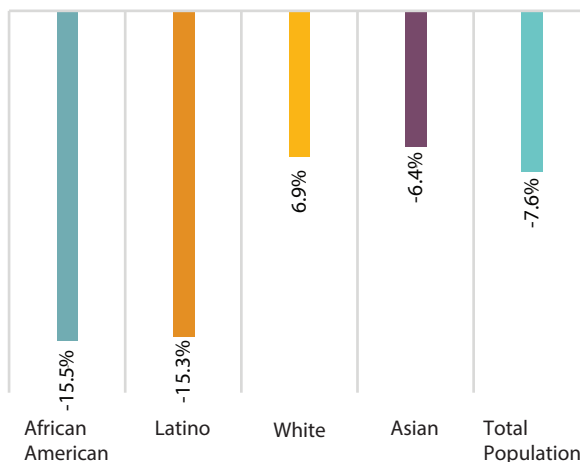


The median HH income gap between Whites and Latinos rose from \$12,406 in 2000 to \$17,246 representing a 39% increase.



The median HH income gap between Whites and African Americans rose from \$25,053 in 2000 to \$30,076 representing a 20% increase.

Percentage Change in Median Household Income by Race/Ethnicity, Illinois 2007 to 2013 (Adjusted to 2013 Dollars)



- When adjusted for inflation, all groups saw a decline in their household income between 2000 and 2013. However, Latinos and African Americans saw a decline of 15.3% and 15.5% respectively
- This time period reflects the disproportionate impact of the recession on African Americans and Latinos.

Racial/Ethnic Disparity, 2013



The median household income for Whites was 38% greater than Latinos in 2013.



The median household income for Whites was 93% greater than African Americans in 2013.

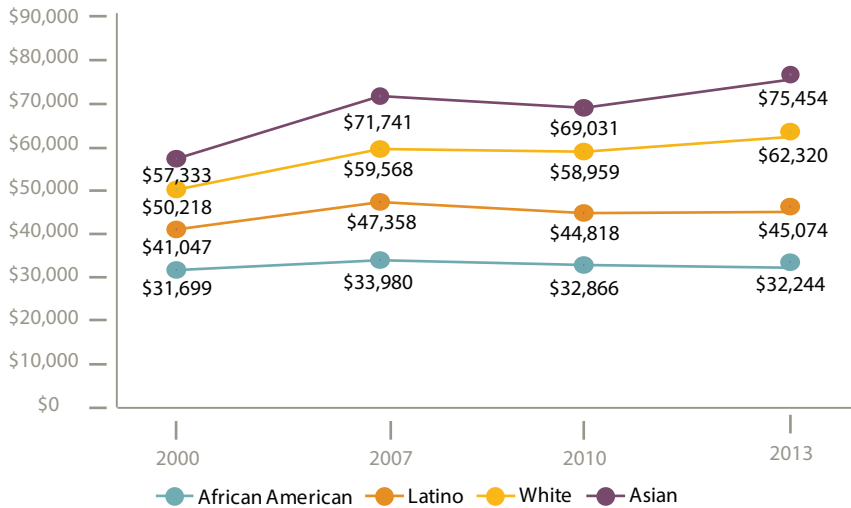


UNLOCKING OPPORTUNITIES

SUMMIT 2015

RACIAL/ETHNIC DISPARITIES CONTINUE, WIDENING INCOME GAP (UNADJUSTED)

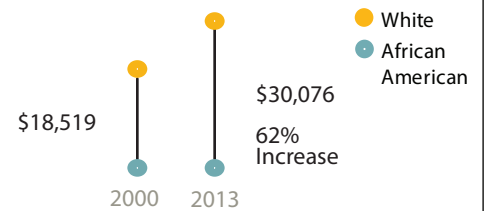
Median Household Income, by Race/Ethnicity, Illinois: 2000, 2010, and 2013 (Unadjusted)



Median Household (HH) Income Gap

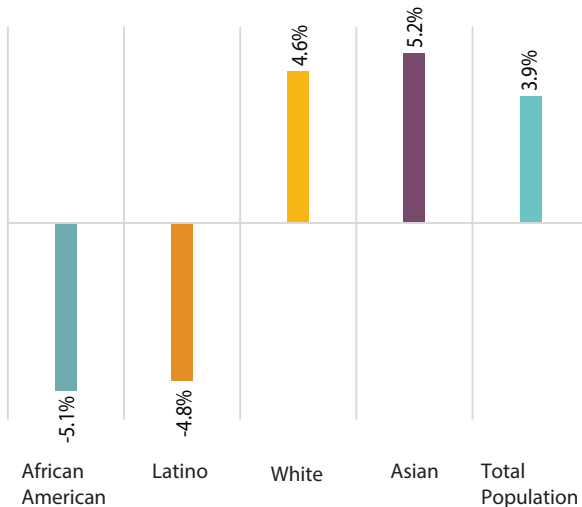


The median HH income gap between Whites and Latinos rose from \$9,171 in 2000 to \$17,246 representing a 88% increase.



The median HH income gap between Whites and African Americans rose from \$18,519 in 2000 to \$30,076 representing a 62% increase.

Percentage Change in Median Household Income by Race/Ethnicity, Illinois 2007 to 2013 (Unadjusted)



- When not adjusted for inflation, the household income of Latinos and African Americans in Illinois declined between 2007 and 2013 by 4.8% and 5.1% respectively, while other groups saw gains in their hh income.
- This time period reflects the disproportionate impact of the recession on African Americans and Latinos.

Racial/Ethnic Disparity, 2013



The median household income for Whites was 38% greater than Latinos in 2013.



The median household income for Whites was 93% greater than African Americans in 2013.